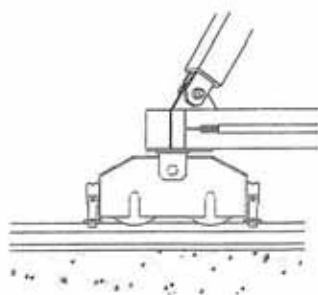
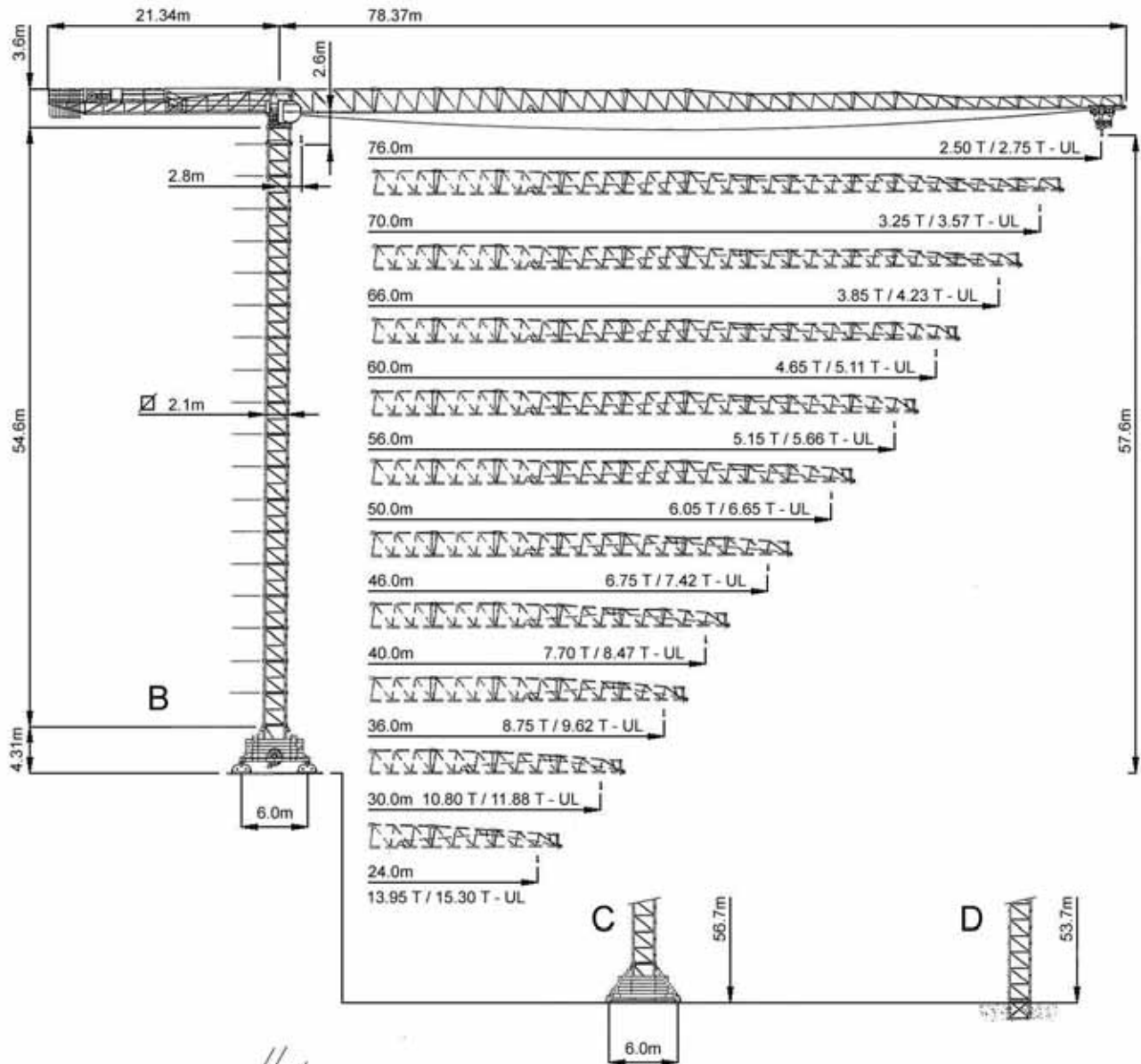


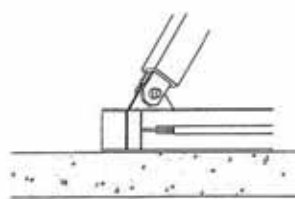
RAIVAN

# MR291+3

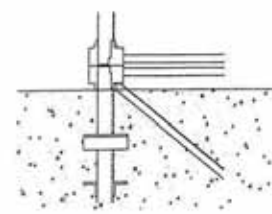
FLAT TOP CITY TOWER CRANE



B



C








D

UL = ULTRALIFT CONTROL




# RAIVAN MR291+3

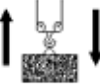


FLAT TOP CITY TOWER CRANE

## RADIUS AND S.W.L.

Max s.w.l.		14000 kg  / 7000 kg 										16000 kg  / 8000 kg 									
Radius	m	36	40	46	50	56	60	66	70	76	36	40	46	50	56	60	66	70	76		
Max s.w.l. from 2.8m	to	23.9	23.9	23.7	23.4	22.9	22.6	20.9	19.2	17.0	21.0	20.9	20.7	20.4	19.9	19.5	18.0	16.5	14.5		
Radius (m)		15	14000	14000	14000	14000	14000	14000	14000	14000	14000	16000	16000	16000	16000	16000	16000	16000	16000	15417	
		16	14000	14000	14000	14000	14000	14000	14000	14000	14000	14000	16000	16000	16000	16000	16000	16000	16000	16000	14301
		18	14000	14000	14000	14000	14000	14000	14000	14000	14000	13133	16000	16000	16000	16000	16000	16000	16000	14435	12467
		20	14000	14000	14000	14000	14000	14000	14000	14000	13328	11617	16000	16000	16000	16000	15904	15590	14205	12781	11022
		22	14000	14000	14000	14000	14000	14000	14000	13197	11939	10391	15155	15073	14893	14687	14268	13984	12731	11444	9853
		24	13956	13907	13783	13620	13278	13044	11941	10792	9380	7800	13728	13625	13489	13300	12918	12658	11515	10341	8889
		26	12740	12695	12580	12431	12116	11901	10886	9830	8531	7200	12529	12460	12310	12136	11785	11546	10495	9415	8080
		28	11704	11663	11557	11418	11127	10928	9989	9011	7809	6600	11510	11446	11306	11146	10820	10599	9627	8627	7748
		30	10812	10773	10675	10546	10275	10090	9216	8306	7187	6000	10631	10571	10442	10292	9990	9784	8879	7948	7165
		32	10036	9999	9907	9787	9533	9360	8543	7692	6700	5700	9866	9811	9689	9550	9266	9074	8227	7743	6657
		34	9354	9320	9233	9120	8882	8719	7951	7152	6553	5600	9195	9142	9028	8897	8631	8451	7956	7231	6211
		36	8750	8718	8636	8530	8305	8152	7428	6700	6138	5200	8600	8551	8443	8320	8069	8000	7461	6778	5816
		38		8181	8104	8003	7791	7646	7000	6654	5769	4800		8023	8000	8000	7769	7586	7020	6374	5464
		40		7700	7627	7531	7330	7192	6875	6277	5438	4500		7850	7722	7591	7335	7161	6624	6011	5149
	42			7196	7105	7000	7000	6685	6103	5284	4300			7312	7186	6943	6778	6267	5684	4864	
	44				7000	6991	6780	6636	6170	5629	4868			6939	6820	6588	6430	5943	5388	4606	
	46				6750	6649	6447	6310	5865	5348	4621			6600	6486	6264	6114	5649	5117	4370	
	48					6337	6144	6012	5587	5091	4395				6180	5968	5824	5379	4870	4155	
	50					6050	5865	5739	5330	4855	4188				5900	5696	5558	5131	4644	3958	
	52						5608	5487	5094	4638	3996					5446	5313	4903	4435	3776	
	54						5370	5254	4876	4437	3820					5215	5087	4692	4241	3607	
	56						5150	5038	4674	4251	3656					5000	4877	4497	4062	3452	
	58							4837	4486	4078	3504						4682	4315	3896	3306	
	60							4650	4311	3916	3362						4500	4146	3741	3171	
	62								4147	3765	3230							3987	3596	3045	
	64								3994	3624	3105							3839	3460	2927	
	66								3850	3492	2989							3700	3333	2816	
	68									3367	2879								3213	2712	
70									3250	2776								3100	2613		
72										2679									2521		
74										2587									2433		
76										2500									2350		

All intermediate loads are increased of 10% if the crane is equipped with "ULTRALIFT" control

		Speed	Power
Slewing		0.26 / 0.48 / 0.7 m/min	4 x 4 Kw
Trolley		13 / 35 / 56 m/min Progressive	6.6 Kw
Rail		19 m/min	4 x 4 Kw

Winch		Rope	Step	Load / speed	
					
Type	60 HP 45 Kw - 5/10 VF	250 M 450 LB	1	5000 kg - 8 m/min	10000 kg - 4 m/min
			2	5000 kg - 18 m/min	10000 kg - 9 m/min
			3	5000 kg - 30 m/min	10000 kg - 15 m/min
			4	3500 kg - 48 m/min	7000 kg - 24 m/min
			5	2400 kg - 60 m/min	4800 kg - 30 m/min
				0-750 kg - 80 m/min (*)	0-1500 kg - 40 m/min (*)
	75 HP 55 Kw - 6/12 VF	300 M 500 LB	1	6000 kg - 8 m/min	12000 kg - 4 m/min
			2	6000 kg - 24 m/min	12000 kg - 12 m/min
			3	6000 kg - 40 m/min	12000 kg - 20 m/min
			4	3600 kg - 64 m/min	7200 kg - 32 m/min
			5	2500 kg - 80 m/min	5000 kg - 40 m/min
				0-1000 kg - 104 m/min (*)	0-2000 kg - 52 m/min (*)
	75 HP 55 Kw - 7/14 VF	300 M 500 LB	1	7000 kg - 8 m/min	14000 kg - 4 m/min
			2	7000 kg - 24 m/min	14000 kg - 12 m/min
			3	7000 kg - 40 m/min	14000 kg - 20 m/min
			4	3600 kg - 64 m/min	7200 kg - 32 m/min
			5	2500 kg - 80 m/min	5000 kg - 40 m/min
				0-1000 kg - 104 m/min (*)	0-2000 kg - 52 m/min (*)
	75 HP 55 Kw - 8/16 VF	250 M 450 LB	1	8000 kg - 6 m/min	16000 kg - 3 m/min
			2	8000 kg - 20 m/min	16000 kg - 10 m/min
			3	8000 kg - 34 m/min	16000 kg - 17 m/min
			4	4000 kg - 52 m/min	8000 kg - 26 m/min
			5	2500 kg - 70 m/min	5000 kg - 35 m/min
				0-1200 kg - 84 m/min (*)	0-2400 kg - 42 m/min (*)
	100 HP 73.5 Kw - 7/14 VF	700 LB	1	7000 kg - 8 m/min	14000 kg - 4 m/min
			2	7000 kg - 30 m/min	14000 kg - 15 m/min
			3	7000 kg - 52 m/min	14000 kg - 26 m/min
			4	3750 kg - 92 m/min	7500 kg - 46 m/min
5			2500 kg - 136 m/min	5000 kg - 68 m/min	
100 HP 73.5 Kw - 8/16 VF	700 LB	1	8000 kg - 8 m/min	16000 kg - 4 m/min	
		2	8000 kg - 30 m/min	16000 kg - 15 m/min	
		3	8000 kg - 52 m/min	16000 kg - 26 m/min	
		4	4000 kg - 92 m/min	8000 kg - 46 m/min	
		5	2500 kg - 136 m/min	5000 kg - 68 m/min	

(\*) Automatic speed adjustment

In compliance with the 2000/14/CE instruction on noise level

Total Installed Power	45 Kw (60 HP)	55 Kw (75 HP)	73.5 Kw (100HP)
		84 Kw	94 Kw

**VANSON CRANES LIMITED** Honey Pot Lane, Colsterworth, Grantham, Lincolnshire. NG33 5LY.

Telephone: + 44 (0)1476 861011 Fax: + 44 (0)1476 861014

E-mail: sales@vansoncranes.com Website: www.vansoncranes.com